
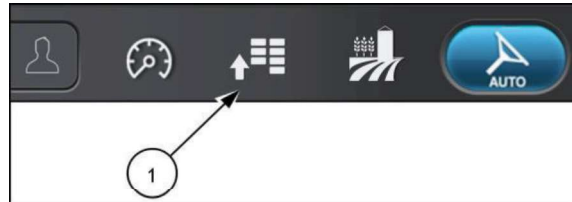


GNSS setup

GNSS & Guidance card

- GNSS & Guidance card
 - Press the **button (1)** on the top bar to navigate to the Menu screen. Press the Settings tab, if necessary.
 - Press the **GNSS & Guidance card** to open the “GNSS & Guidance” setup card.

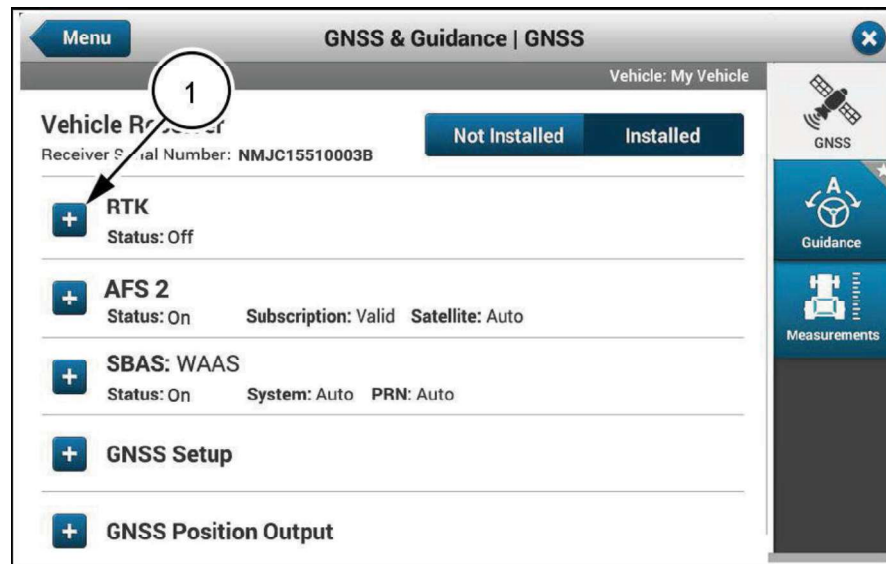


GNSS setup

RTK corrections setup

- **RTK corrections setup**

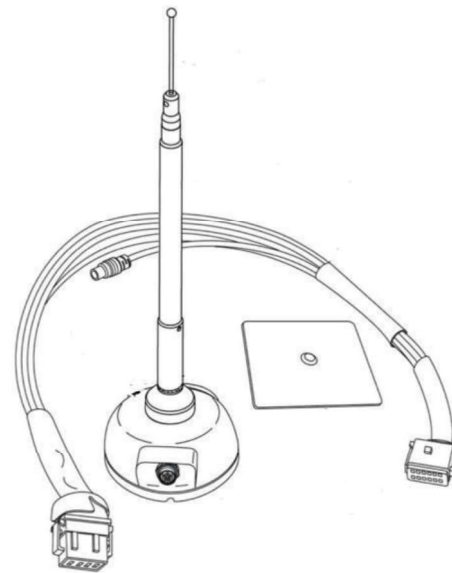
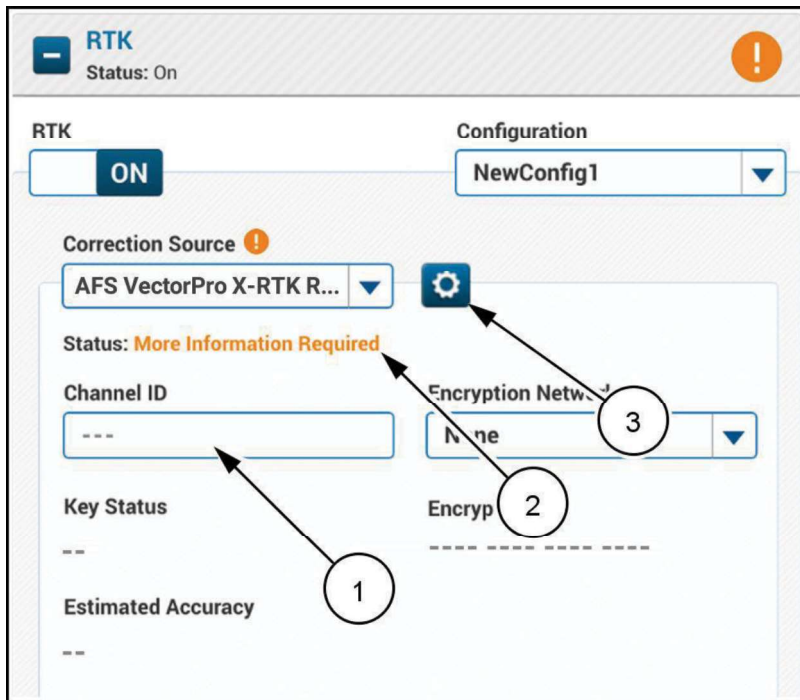
- Press the **plus button (1)** to access the RTK setup options.



GNSS setup

X RTK Radio 900Mhz setup

- For use with Trimble brand RTK base Stations with 900Mhz radio.
- Select advanced set up “3”



GNSS setup

X RTK Radio 900Mhz setup

- Select Country code = Australia. Press save
- Enter channel ID

