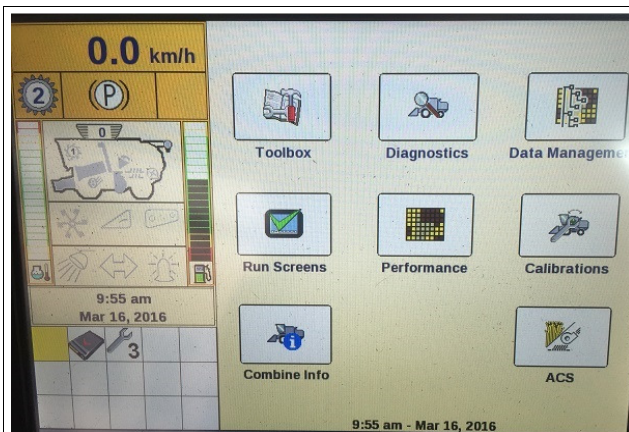


Enter SecureRTK Key

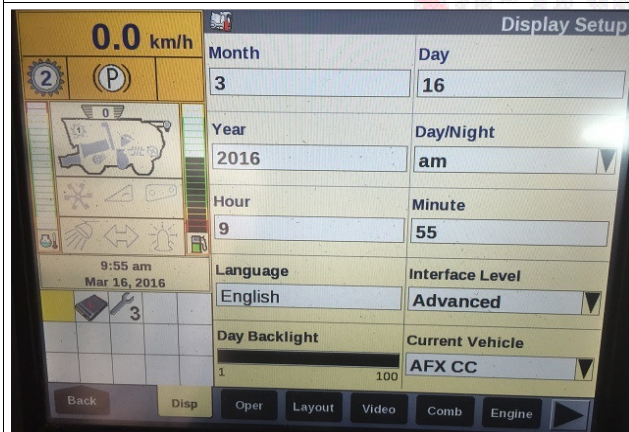
The Boekeman Machinery RTK Network utilises Trimble's SecureRTK Technology that only allows authorised GPS receivers to use the RTK signal.

The Boekeman Machinery SecureRTK Key issued to each RTK Receiver expires on 1st April each year. Boekeman Machinery will be issuing invoices, collecting subscription fees and issuing SecureRTK Keys in March of each year.

Before attempting to enter the SecureRTK Key please be sure to have a copy of the key with you.



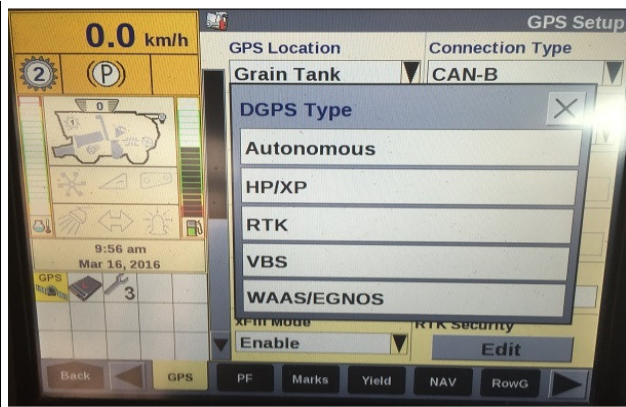
Press on the **Toolbox** Icon



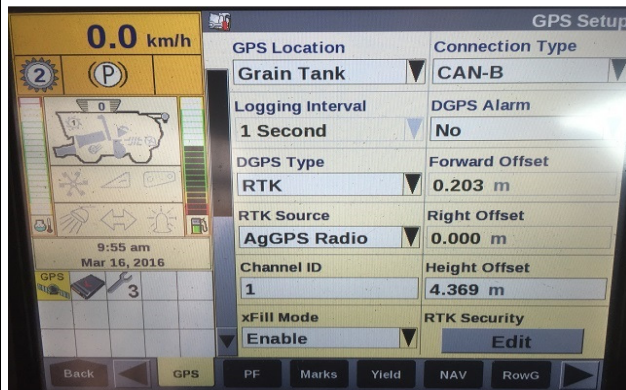
Scroll Right using the **Arrow**, on the right hand bottom of the screen



Once **GPS** appears on the bottom of the screen, Press on this Tab



Press on **DGPS Type** and Select the Type of Correction – ‘**RTK**’

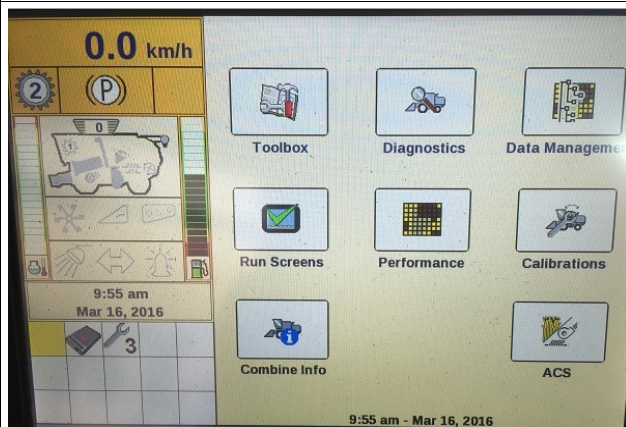


Now Press on **RTK Security** – Press on the **Edit** box



Enter in the RTK Security Key provided by **Boekeman Machinery**.

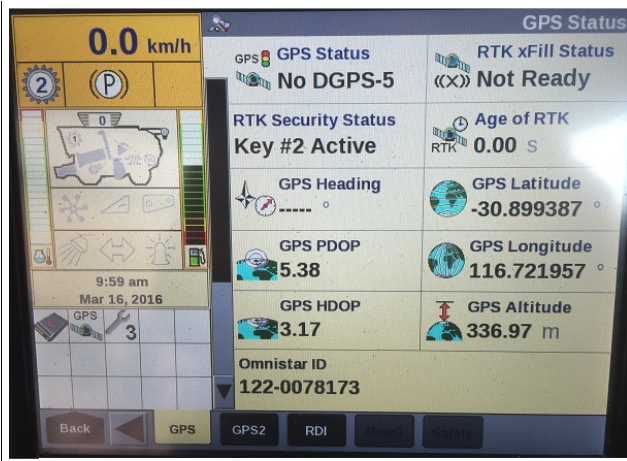
This must have a **Tick** to the left of the code to ensure it has been accepted and is valid



Once complete, return back into the **Home Screen**.

Then Press on the **Diagnostics** tab

Boekeman Machinery PRO 700 Essentials



Scroll Right using the **Arrow**, on the right hand bottom of the screen.

Once **GPS** appears on the bottom of the screen, Press on this Tab

This will show your GPS Status including whether **RTK** is being received

For further questions/queries contact us

